



**NEW PRINCE SRI BHAVANI  
ARTS AND SCIENCE COLLEGE**

(A Self-Financing Co-Educational  
Institution, Affiliated To University of  
Madras) Patel Road, Medavakkam,  
Chennai-100

***REPORT ON  
STUDENTS' & PARENTS'  
FEEDBACK, 2019-2020***

**-IQAC**

## About Us

---

**NEW PRINCE SHRI BHAVANI ARTS AND SCIENCE COLLEGE** was established in 1999 by **ABARANJEE AMMAL EDUCATIONAL SOCIETY** (1997) which also runs several educational institutions and serving the society for more than three decades. New Prince Shri Bhavani Arts & Science College is an ISO 9001:2015 Certified Self-financing Co-educational institution. The college is recognized and approved by the Government of Tamil Nadu (G.O. MS. No. 259) and affiliated to the prestigious Madras University. The College has a rich history of **20 years Excellence** in holistic education as of 2019-2020 and this temple of learning has been striving untiringly for the growth of students. The institution is led by visionary management with strong exposure on industry and academics. The college has Well-equipped laboratories, library and sprawling green campus with a right ambience for pursuing higher education. The institution has highly qualified, dedicated and experienced teaching professionals to impart knowledge and moral values on students. The students of the college secure prestigious ranks in the Madras University examinations every year. For all round development of students, all the departments periodically arrange guest lectures, seminars, workshops and also training programs. Apart from academic curriculum, equal importance is given to the value based education to unearth the hidden potential of students to approach their life with optimism. The college promotes the active participation of students in various associations like N.S.S., Y.R.C., R.R.C., C.C.C., Women's Empowerment Cell, Fine Arts Club and Nature Club for character building and social responsibility. The IQAC facilitates the organization of various extension and co-curricular activities and fostering of communication and computer skills that ensure self- development, value orientation and environment awareness. In the academic year 2019-2020, the college had 13 departments with 75 teaching staff, 25 non teaching staff. The total number of students in the academic year was 1393 of which 446 male and 947 are female.

## **Methodology**

---

Collecting opinion of students and parents about the facilities in the college and taking necessary action is an important activity of the IQAC. For this purpose, IQAC has developed a student feedback proforma prescribed by NAAC. The feedback proforma of students consist of 3 sections namely institutional facilities, curriculum and evaluation of teachers. The feedback proforma of parents consist of 11 questions which include institutional arrangements, employability skill, discipline of the students, co-operation of administrative staff, etc.

The process of feedback analysis is done by the IQAC every academic year in the month of February. There are several steps. Initially, the printed proforma is collected by departments from the IQAC office. Then, the proforma is distributed to students in class and the filled in proforma is collected from the students. Likewise, feedback proforma is distributed to the parents and filled in proforma is collected from the parents during the parents meeting. Later, the feedback of the students and parents are recorded, computed, analysed and the results of the feedback are presented.

**DR. K. RAJENDIRAN**

Coordinator, IQAC

# Students' and Parents' Feedback, 2019-2020

## Executive Summary

### Students' Feedback

- ❖ 79 percent of students rated the classroom facility in the college as excellent
- ❖ 72 percent                      rated the placement opportunities as excellent
- ❖ 72 percent of students rated the library facilities as excellent
- ❖ 76 percent of students rated the overall infrastructure facilities as excellent
- ❖ 75 percent students rated the syllabus content as excellent
- ❖ 67 percent of students rated the reading materials as excellent
- ❖ 77 percent of students ranked the subject command of faculty members as excellent
- ❖ 75 percent of students ranked the internal evaluation as excellent
- ❖ 75 percent of students state the overall teaching and mentoring are excellent.

### Parents' Feedback

- ❖ 72 percent of parents have stated that the New Prince is excellent when compared to colleges in the Chennai city.
- ❖ 66 percent of parents states that facilities in the college is excellent.
- ❖ 70 percent of the parents have stated that co-operation of the employees in the college is excellent.
- ❖ 71 percent of parents have given excellent position for the learning atmosphere of the college.
- ❖ 65 percent of the parents have given excellent position for employability skill of the students.
- ❖ 64 percent of the parents has given excellent position for functioning of forums and clubs in the college.
- ❖ 70 percent of the parents accepted that the discipline of their wards is excellent after joining the college
- ❖ 64 percent of the parents revealed that there is a positive change in the character of their wards after joining the college
- ❖ 69 percent of the parents ranked excellent the overall changes introduced in the college in recent years.
- ❖ 70 percent of parents ranked excellent position the overall quality of the college

\*\*\*\*

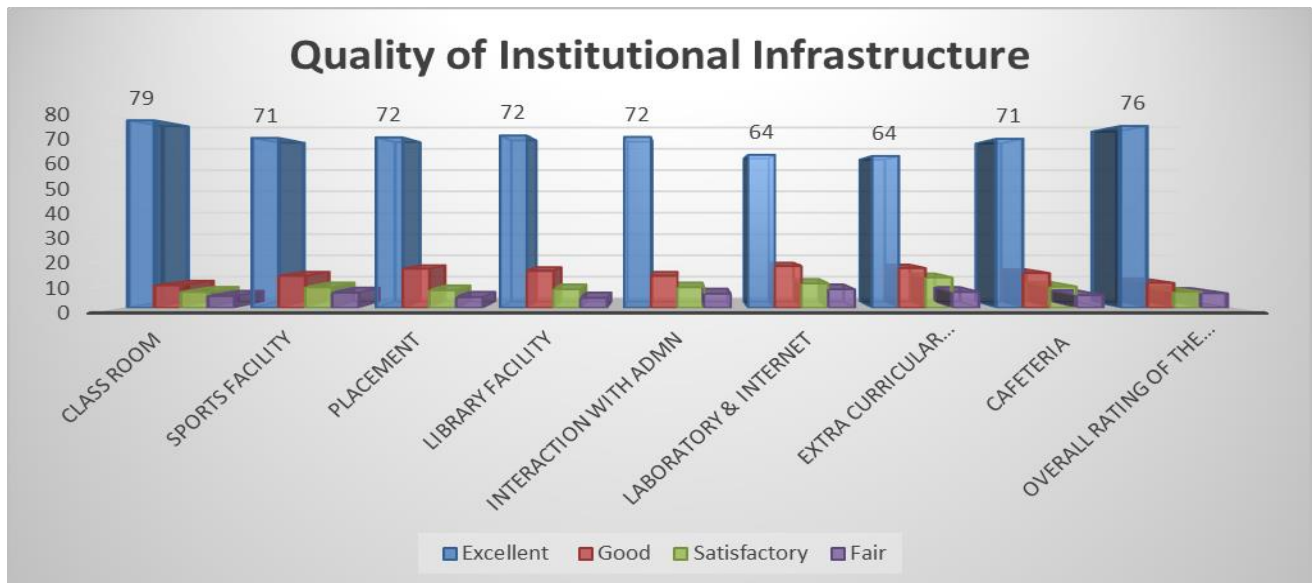
# Students' and Parents' Feedback, 2019-2020

## Students' Feedback – A Graphical Illustration

Students' Feedback covers institutional infrastructure, curriculum, and evaluation of teaching staff. Opinion of all students on the topics mentioned above are given below.

### I. Institutional infrastructure facilities

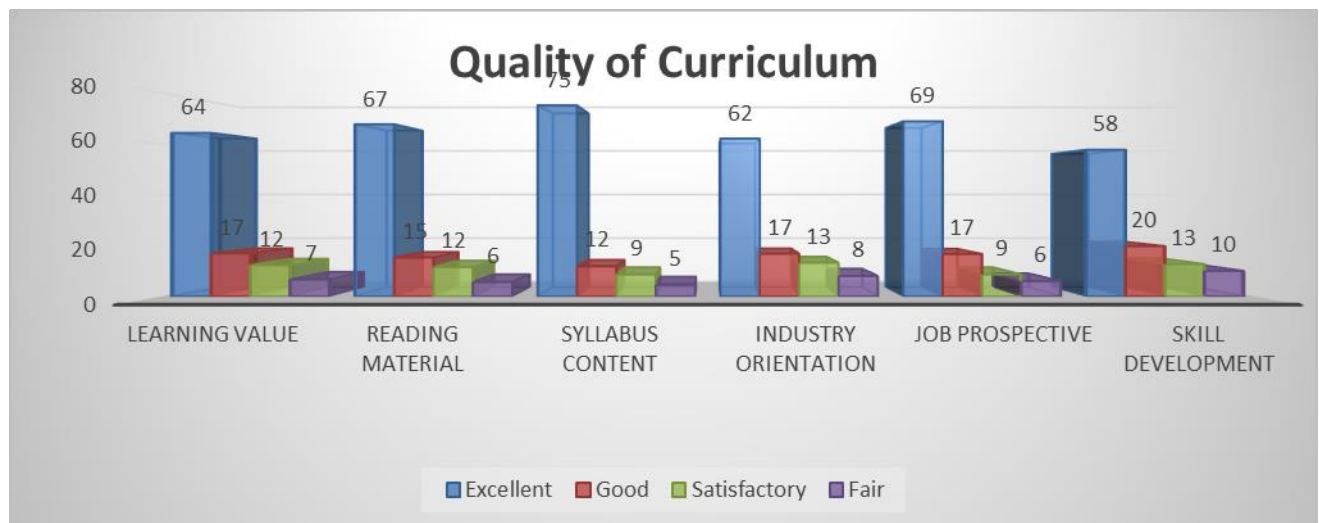
Infrastructure facilities include class room, sports, placement, library, support of administrative staff, laboratory and internet, extracurricular activities, cafeteria, and overall opinion about the college.



The college administration gives more attention over the development of infrastructure in the campus from the day of establishment. Most of the students have given excellent position for all the variables under the heading of institutional facilities. The above graph portrays that 79 percent of students rated the classroom facility in the college is excellent while 72 percent students rated placement, library facility and interaction with administrative staff are excellent in the campus. At the same time, 76 percent of students rated that overall infrastructure facilities in the college are excellent.

## II. Quality of Curriculum

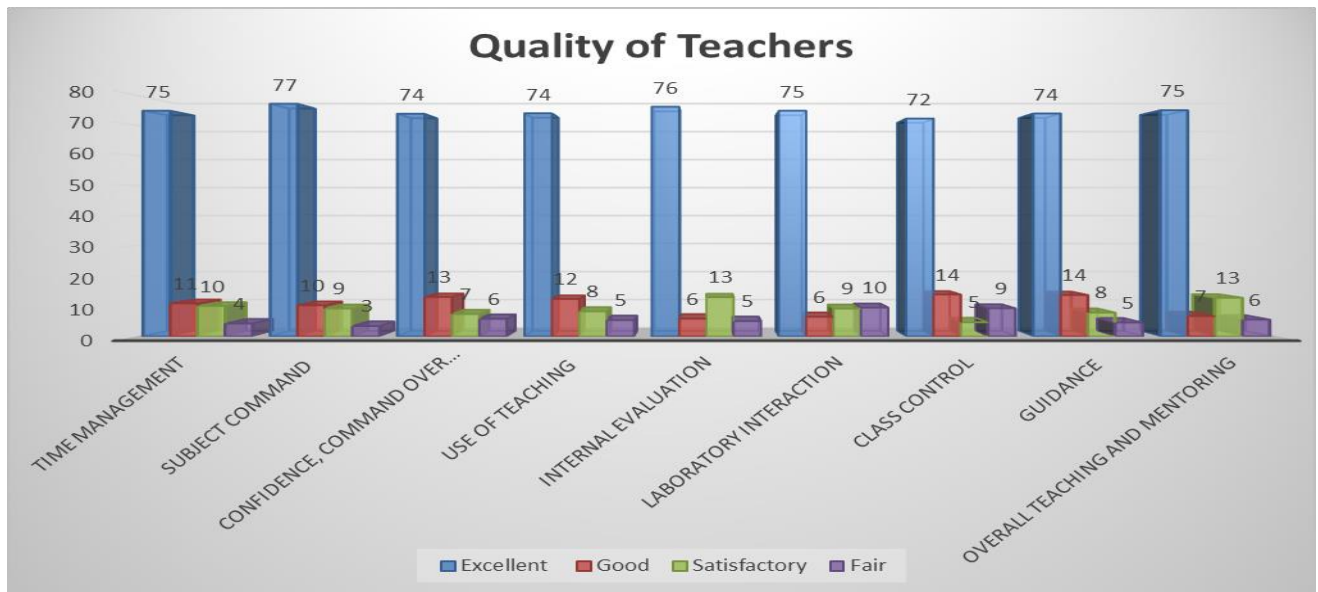
Quality of curriculum includes learning value, reading material, syllabus content, industry orientation, job prospective and skill development.



Apart from updating the syllabus recommended by the University of Madras, the college administration update the reading materials and conducted various skill development programmes. The above graph explains that most of the students are satisfied with the curriculum. For instance, 75 percent of the students rated the syllabus content is excellent while 69 percent of the students rated that the job prospective is excellent.

### III. Quality of Teachers

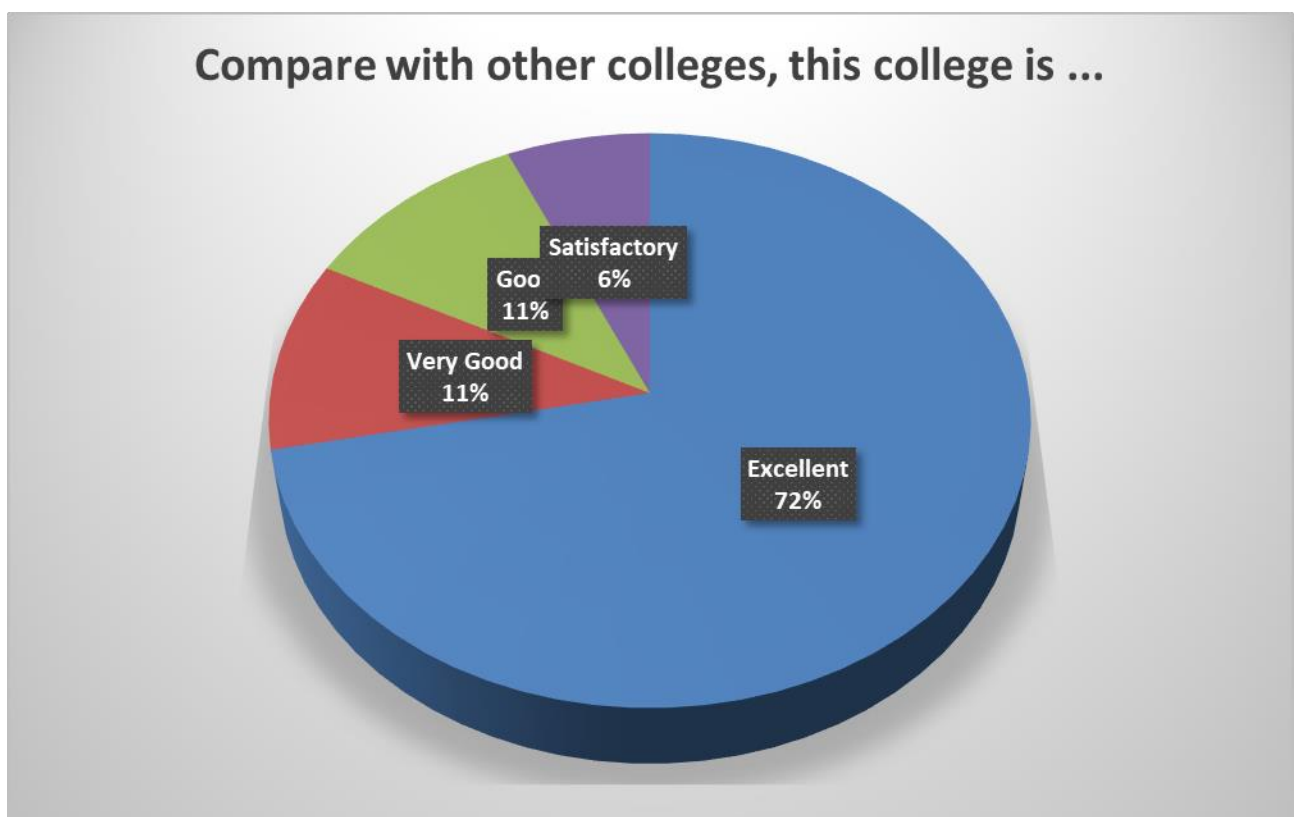
Quality of teaching includes time management of faculty members, command on subjects, confidence, command over language, usage of teaching methods, internal evaluation, laboratory interaction, class room control, guidance, and overall teaching and monitoring.



Quality of outgoing students depends on the quality of teaching in an academic institution. The administration of the college gives special attention towards the quality of teachers and it is revealed by the students in their feedback. The graph illustrates that 77 percent of students ranked excellent the subject command of faculty members while 76 percent of students ranked excellent the internal evaluation. At the same time, 75 percent of students rated that overall teaching and mentoring in the college is excellent.

## Parents' Feedback – A Graphical Illustration

Parents' feedback includes the position of the college compared with other colleges, quality of teaching, cooperation of employees, learning atmosphere, employability skills of the students, additional skills, forums and clubs, discipline of the students after joining the college, positive changes of the students after attending the class, and recent changes in the college.



There are hundreds of arts and science colleges in Chennai. The above graph explains that majority of parents are satisfied with the college compared with other colleges in Chennai. In the feedback, 72 percent of parents have stated that the NPSB is excellent than other colleges in the city.

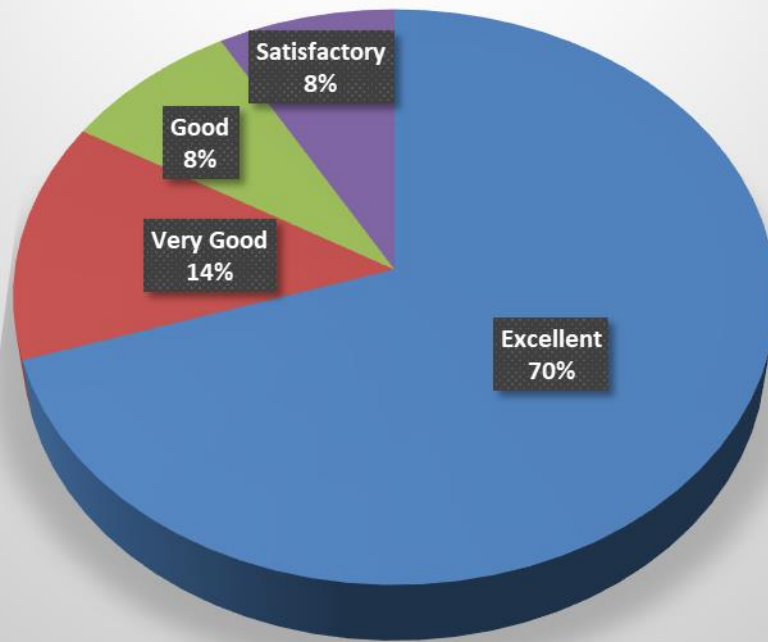


### Facilities in the college are ...

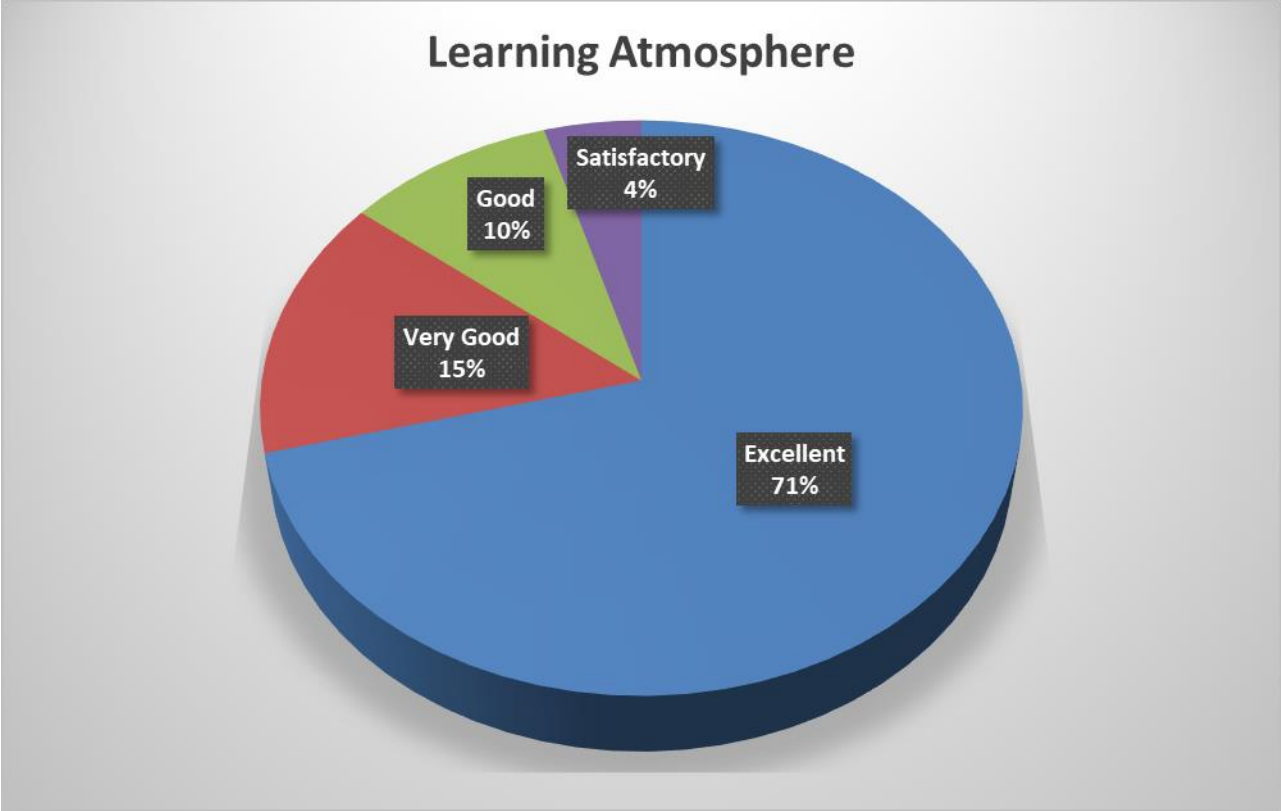


The above chart illustrates that most of the parents are aware of and satisfied about the facilities in the college and this is revealed in their feedback. The above chart reveals that 66 percent of parents rated excellent position for the availability academic facilities in the college.

## Co-operation of the Employees

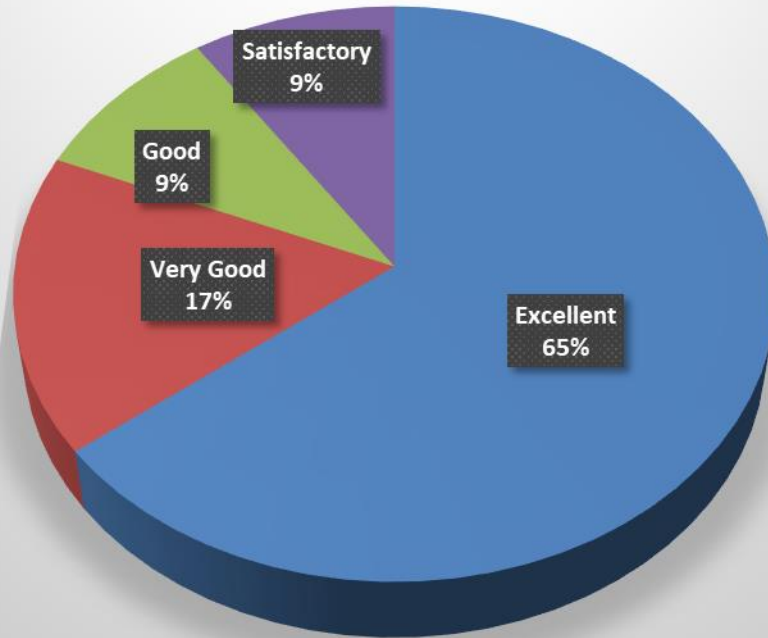


The NPSB is known for its motherly support to the students and the parents have also felt the same. In their feedback, 70 percent of parents have stated that co-operation of employees in the college is excellent.



Academic performance of the students is directly associated with the atmosphere in an academic institution. The college administration pays a special attention on the creation of better atmosphere for a better academic achievement of the students. In the feedback, most of the parents are happy with the learning atmosphere in the college. The above graph states that 71 percent of parents have given excellent position for learning atmosphere in the college.

## Employability Skill of Students

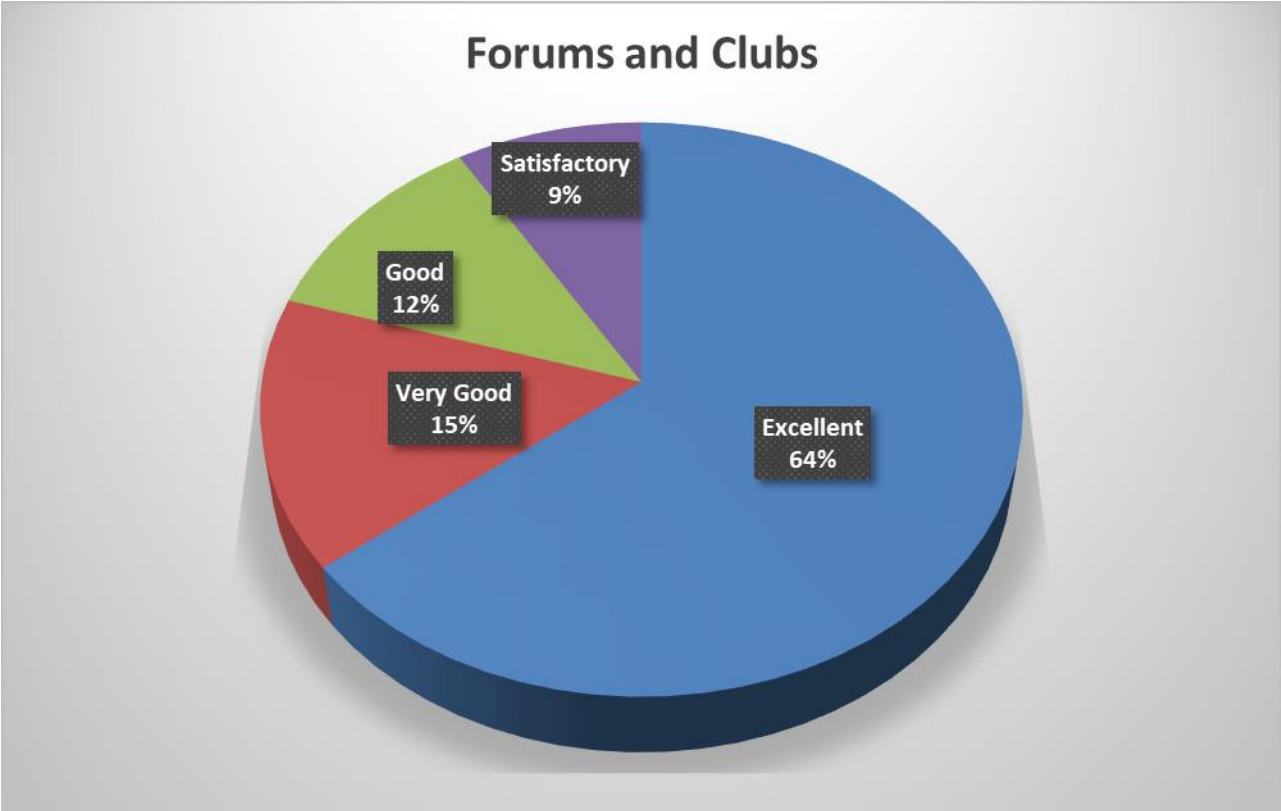


Every year, the outgoing students are recruited by reputed firms in Chennai and other cities in India. Most of the parents realised that the employment opportunities of their wards as a result of effort of college administration. According to their opinion, 65 percent of the parents have given excellent position for employability skill of the students.

### Additional Skills of Students

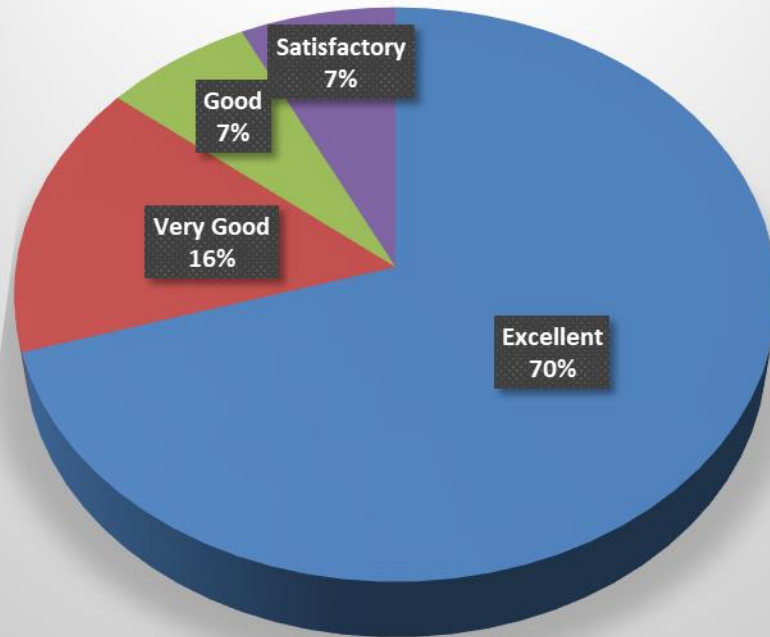


Apart from academic skills, the college administration creates opportunities for students to learn additional skills through short term certificate courses to enhance employability skills of the students. In the feedback, 71 percent parents have given excellent position for the employability skills of the students studied in the campus.



Various forums and clubs in the college enhance the personality development and social responsibility of the students. The New Prince campus is a better campus for developing personality of the students through various clubs. The above graph explains that 64 percent of parents have given excellent position for this facility.

## Dischipline of my ward after joining the college is



Discipline is a bridge between goals and academic achievements. This is very important for the students. Many parents reported that there is a tremendous improvement in the discipline of the students after joining the college. It is reflected in their feedback also that 70 percent of the parents accepted that the discipline of their wards is excellent after joining the college.

### Positive changes of my ward after joining the college



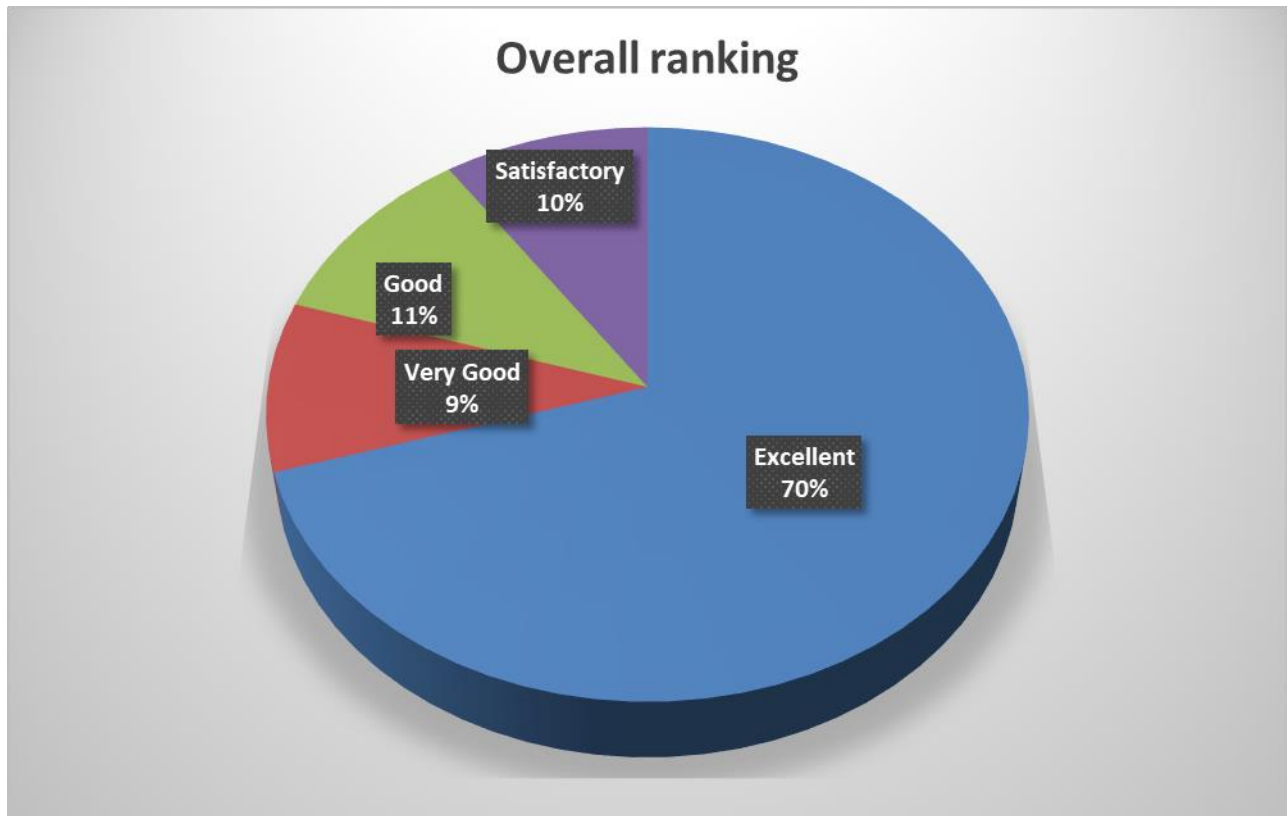
Atmosphere of the college is resulted in positive changes in the character of the students after joining the college. Most of the parents have observed the positive changes and 78 percent of parents revealed this fact in their opinion by giving excellent.



## Changes introduced in recent years in the college



Based on the changes happening in academic world, the college administration has brought many changes to strengthen academic performance of the students. The graph reveals that 69 percent of parents ranked excellent for the recent changes in the college.



By looking at overall quality of the college, 70 percent of parents ranked excellent position about the college.

### **Conclusion**

The NPSB was established to give value-based education to create innovators and to uplift the rural youth to meet the challenges of the society and to attain wisdom through holistic education. The college has achieved its vision and it is reflected in the feedback of students and parents. The college administration has identified some areas which need to concentrate and adequate policies will be framed for achieving progress in the areas in the forthcoming academic years.

\*\*\*\*

## ANNEXURE

### STUDENTS' FEEDBACK, 2019-2020 (in Nos)

Sl. No.	Parameter	Excellent	Good	Satisfactory	Fair	Total Students
<b>I</b>	<b>Institutional</b>					
1	Class Room	1098	132	94	69	1393
2	Sports Facility	995	188	121	89	1393
3	Placement	998	229	103	63	1393
4	Library Facility	1009	217	109	58	1393
5	Interaction with Admn	1001	188	121	83	1393
6	Laboratory & Internet	896	245	143	109	1393
7	Extra- curricular activities	889	233	178	93	1393
8	Cafeteria and other Infrastructure	990	204	125	74	1393
9	Overall rating of the Institute	1065	147	95	86	1393
<b>II</b>	<b>CURRICULUM</b>	<b>Excellent</b>	<b>Good</b>	<b>Satisfactory</b>	<b>Fair</b>	
11	Learning Value	893	235	172	93	1393
12	reading material	940	213	161	79	1393
13	Syllabus Content	1043	165	121	64	1393
14	Industry Orientation	862	234	185	112	1393
15	Job Prospective	956	232	121	84	1393
16	Skill development	801	275	177	140	1393
<b>III</b>	<b>Evaluation of Teachers</b>	<b>Excellent</b>	<b>Good</b>	<b>Satisfactory</b>	<b>Fair</b>	
17	Time Management	1011	103	198	81	1393
18	Subject Command	911	276	141	65	1393
19	Confidence, Command over Language & Communication Skill	978	184	91	140	1393
20	Use of teaching Methods	969	117	217	90	1393
21	Internal Evaluation	1001	125	156	111	1393
22	Laboratory Interaction	1081	116	142	54	1393
23	Class Control	987	154	141	111	1393
24	Guidance	979	217	96	101	1393
25	Overall Teaching and Mentoring	1067	110	148	68	1393

**STUDENTS' FEEDBACK, 2019-2020 (in%)**

Sl. No.	Parameter	Excellent	Good	Satisfactory	Fair	Total Students
<b>I</b>	<b>Institutional</b>					
1	Class Room	79	9	7	5	100
2	Sports Facility	71	13	9	6	100
3	Placement	72	16	7	5	100
4	Library Facility	72	16	8	4	100
5	Interaction with Admn	72	13	9	6	100
6	Laboratory & Internet	64	18	10	8	100
7	Extra curricular activities	64	17	13	7	100
8	Cafeteria	71	15	9	5	100
9	Overall rating of the Institute	76	11	7	6	100
<b>II</b>	<b>CURRICULUM</b>	<b>Excellent</b>	<b>Good</b>	<b>Satisfactory</b>	<b>Fair</b>	
11	Learning Value	64	17	12	7	100
12	reading material	67	15	12	6	100
13	Syllabus Content	75	12	9	5	100
14	Industry Orientation	62	17	13	8	100
15	Job Prospective	69	17	9	6	100
16	Skill development	58	20	13	10	100
<b>III</b>	<b>Evaluation of Teachers</b>	<b>Excellent</b>	<b>Good</b>	<b>Satisfactory</b>	<b>Fair</b>	
17	Time Management	73	7	14	6	100
18	Subject Command	65	20	10	5	100
19	Confidence, Command over Language & Communication Skill	70	13	7	10	100
20	Use of teaching	70	8	16	6	100
21	Internal Evaluation	72	9	11	8	100
22	Laboratory Interaction	78	8	10	4	100
23	Class Control	71	11	10	8	100
24	Guidance	70	16	7	7	100
25	Overall Teaching and Mentoring	77	8	11	5	100

**PARENTS' FEEDBACK, 2019-2020 (in Nos)**

<b>PARAMETERS</b>	<b>Excellent</b>	<b>Very Good</b>	<b>Good</b>	<b>Satisfactory</b>	<b>Total Participants</b>
Do you feel this institution better than others for your ward	1001	149	150	93	1393
Do you feel facilities in the college are adequate	915	256	134	88	1393
Employees of the Institution are cooperative	975	188	115	115	1393
The atmosphere in the Institution is conducive for learning	989	205	136	63	1393
Employability is given focus	899	234	128	132	1393
Additional skills are imparted through Value Added Courses	987	201	117	88	1393
Cells/ Clubs/ Forums helps the students for his/her leadership qualities	898	213	161	121	1393
Prime importance is given to students discipline	979	217	96	101	1393
There is a positive change in the behavior of my ward after joining the institution	884	170	214	125	1393
The changes introduced in the Institution in recent years are progressive	958	217	96	122	1393
Overall Ranking of the College	979	133	148	133	1393

**PARENTS' FEEDBACK 2019-2020 (in %)**

<b>PARAMETERS</b>	<b>Excellent</b>	<b>Very Good</b>	<b>Good</b>	<b>Satisfactory</b>	<b>Total Participants</b>
Do you feel this institution better than others for your ward	72	11	11	7	100
Do you feel facilities in the college are adequate	66	18	10	6	100
Employees of the Institution are cooperative	70	13	8	8	100
The atmosphere in the Institution is conducive for learning	71	15	10	5	100
Employability is given focus	65	17	9	9	100
Additional skills are imparted through Value Added Courses	71	14	8	6	100
Cells/ Clubs/ Forums helps the students for his/her leadership qualities	64	15	12	9	100
Prime importance is given to students discipline	70	16	7	7	100
There is a positive change in the behavior of my ward after joining the institution	63	12	15	9	100
The changes introduced in the Institution in recent years are progressive	69	16	7	9	100
Overall Ranking of the College	70	10	11	10	100



## **NEW PRINCE SHRI BHAVANI ARTS & SCIENCE COLLEGE**

(An ISO 9001: 2015 Certified Institution & Affiliated to  
University of Madras)  
Patel Road, Medavakkam, Chennai-100.

---



### **ACTION TAKEN REPORT, 2019-2020**

(BASED ON PARENTS', TEACHERS' & FEEDBACK REPORT, 2019-2020)



-IQAC

## **Introduction**

The Action Taken Report, 2019-2020 is a summary of activities taken by the college administration to improve the quality of education in the campus. The above said activities were executed on the basis of the Report on Students', Parents' and Alumni' Feedback, 2019-2020 submitted by the IQAC. The IQAC identified the following areas need to be improved and the same was suggested to the college administration.

## **Areas suggested to improve**

- ❖ Availability of reading materials
- ❖ Employability skills
- ❖ Drinking water
- ❖ Students' discipline
- ❖ Forums and clubs

The college administration formed a committee to analyse the possibilities for taking necessary action on the areas mentioned above. Based on the recommendations of the committee, the college administration executed and completed the following activities in the campus.

## **Action taken**

- ❖ All the departments were informed to develop the department libraries by increasing more number of text books and reference books
- ❖ The placement cell was asked to conduct various programmes like employability skills training programme, personality development programme, etc for developing employment skill of our students.
- ❖ The administration decided to improve the quality of drinking water in the campus
- ❖ The administration decided to bring a common dress code and hair style to maintain discipline among students in the campus
- ❖ The respective in-charge of forums and clubs were asked to conduct more number of programmes.